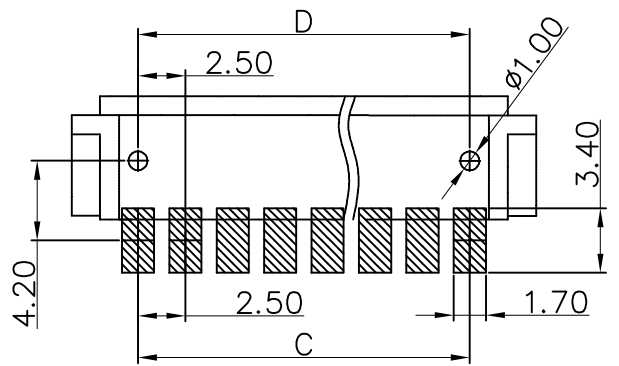
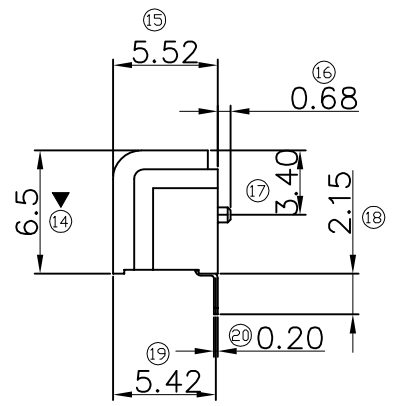
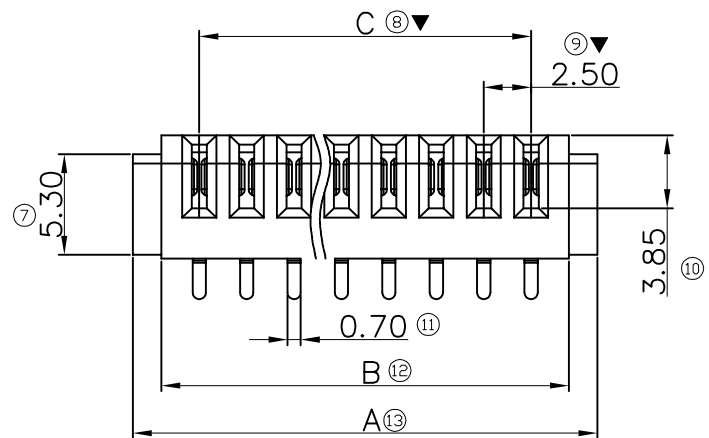
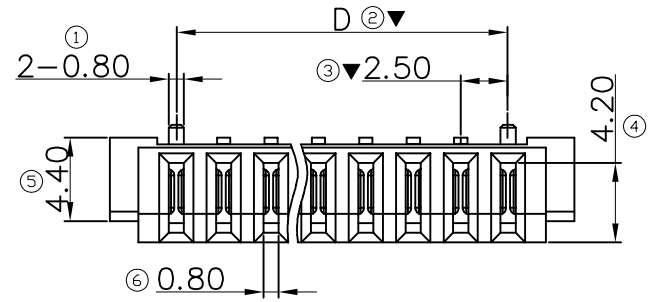


| | | | | |
|------|------------|---------|--------------|----------|
| REV. | DATE | ECN NO. | MODIFICATION | APPROVER |
| AO | 2020.06.15 | | NEW | Abel |



Note:
 1.Material:
 1.1 Housing:PA9T,UL94V-0 Black
 1.2 Contact:C5191, Gold Flash Plated over Nickel 40u"
 2.Electrical:
 2.1 Voltagerating: 30V DC
 2.2 Current Rating: 7A/Pin
 2.3 Instant current:10A/Pin
 2.4 Contact Resistance: 20mΩ Max
 2.5 Dielectric withstanding voltage: 500V AC
 2.6 Insulation Resistance:100MΩ
 2.7 Operating temperature: -25~+85 °C.
 Major Dimension: ▼
 Products meet RoHS environmental requirements

| PIN NO | A | B | C | D |
|--------|-------|-------|-------|-------|
| 2PIN | 9.50 | 6.50 | 2.50 | 2.50 |
| 3PIN | 12.00 | 9.00 | 5.00 | 5.00 |
| 4PIN | 14.50 | 11.50 | 7.50 | 7.50 |
| 5PIN | 17.00 | 14.00 | 10.00 | 10.00 |
| 6PIN | 19.50 | 16.50 | 12.50 | 12.50 |
| 7PIN | 22.00 | 19.00 | 15.00 | 15.00 |
| 8PIN | 24.50 | 21.50 | 17.50 | 17.50 |
| 9PIN | 27.00 | 24.00 | 20.00 | 20.00 |
| 10PIN | 29.50 | 26.50 | 22.50 | 22.50 |
| 11PIN | 32.00 | 29.00 | 25.00 | 25.00 |
| 12PIN | 34.50 | 31.50 | 27.50 | 27.50 |
| 13PIN | 37.00 | 34.00 | 30.00 | 30.00 |
| 14PIN | 39.50 | 36.50 | 32.50 | 32.50 |
| 15PIN | 42.00 | 39.00 | 35.00 | 35.00 |
| 16PIN | 44.50 | 41.50 | 37.50 | 37.50 |

Recommended P.C.B. Layout
 Layout Tolerance = ±0.05 mm

| | | | | | | | | | |
|-------------------|-------|-------|----------|-------------------------------|--|--|-----------|-----------|---------|
| GENERAL TOLERANCE | | | UNITS mm | NAME(INTENDED USE) BATTERY | ATOM® 深圳市爱特姆科技有限公司 SHENZHEN ATOM TECHNOLOGY CO., LTD. | | | | |
| SELECT | ✓ | | | | PART NO.(INTENDED USE) BA250** - F552*** | TITLE: Customer Drawing For BATTERY 2.5mm XP SMT H=5.52mm 母座 带定位柱 | | | |
| TOL. | 1 | 2 | MAT'L | APPD: Abel | | DWG NO.: ATOM-A08299 | | | |
| ON. | X.XXX | ±0.10 | ±0.15 | ±0.20 | CHKD: Vicky | DR: Ling | SCALE 1:1 | SHEET 1/1 | REV. AO |
| | X.XX | ±0.15 | ±0.20 | ±0.25 | | | | | |
| | X.X | ±0.20 | ±0.25 | ±0.30 | | | | | |
| | X. | ±0.25 | ±0.30 | ±0.50 | | | | | |
| | ANGLE | ±2' | | | | | | | |